

EXIT



EMERGENCY LIGHTING LUMINAIRES

1 ВХОД

Code 191-15033-DC502
Code 191-150402-DC503
Code 191-150502-DC505

2 ВЫХОД

Code 191-15012-G1701
Code 191-15034-DC502
Code 191-15041-DC503

3 EXIT

Code 191-15042-DC503
Code 191-150500-DC505

4

Code 191-150512-DC505
Code 191-150395-DC502

5

Code 191-15039-DC502
Code 191-150508-DC505

6

Code 191-15038-DC502
Code 191-150507-DC 505
Code 191-150511-DC505

7

Code 191-15037-DC502
Code 191-150506-DC505

Sticker table
for luminaires



Support Mode (AC / DC):
It works both when it is turned on and
off voltage.

Non Supporting Mode (DC):
Only works when voltage
not available on the network.



CU05-1

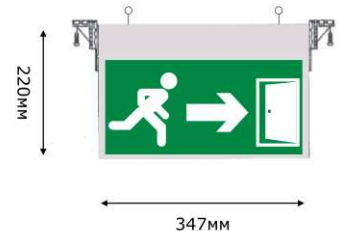
Description: Suspended emergency light with battery.

Technical details:

- Extruded aluminum frame.
- The material of the diffuser is glass.
- AC / DC operation mode.
- The lamp uses an LED ruler.
- Duration of a full charge of the battery: 12 hours.
- Duration of operation when the battery is fully charged: up to 4 hours.

Installation: Suspended on the ceiling.

Purpose: Administrative buildings, car parking, factories.



Name	Item Code	Wattage	Luminous flux
CU05-1 3W	191-15084	3 W	7lm
CU05-1 3W	191-03084	3 W	7lm



CU05-2

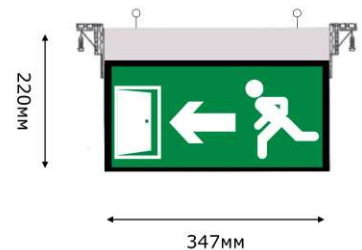
Description: Suspended emergency light with battery.

Technical details:

- Extruded aluminum frame.
- The material of the diffuser is glass.
- AC / DC operation mode.
- The lamp uses an LED ruler.
- Duration of a full charge of the battery: 12 hours.
- Duration of operation when the battery is fully charged: up to 4 hours.

Installation: On the wall.

Purpose: Administrative buildings, car parking, factories.



Name	Item Code	Wattage	Luminous flux
CU05-1 3W	191-15086	3 W	7lm
CU05-1 3W	191-03086	3 W	7lm

**CU05-3**

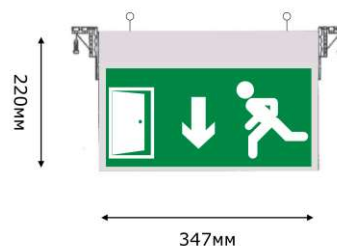
Description: Suspended emergency light with battery.

Technical details:

- Extruded aluminum frame.
- The material of the diffuser is glass.
- AC / DC operation mode.
- The lamp uses an LED ruler.
- Duration of a full charge of the battery: 12 hours.
- Duration of operation when the battery is fully charged: up to 4 hours.

Installation: On a wall, suspended.

Purpose: Administrative buildings, car parking, factories.



Name	Item Code	Wattage	Luminous flux
CU05-3 3W	191-15088	3 W	7lm
CU05-3 3W	191-03088	3 W	7lm

**EXIT 297 3W**

Description: Suspended emergency light with battery.

Technical details:

- Extruded aluminum frame.
- The material of the diffuser is glass.
- AC / DC operation mode.
- The lamp uses an LED ruler.
- Duration of a full charge of the battery: 12 hours.
- Duration of operation when the battery is fully charged: up to 4 hours.

Installation: On a wall, suspended.

Purpose: Administrative buildings, car parking, factories.



Name	Item Code	Wattage	Luminous flux
EXIT 297	192-15087	3 W	7lm
EXIT 297	192-03087	3 W	7lm

**EXIT 297 3W**

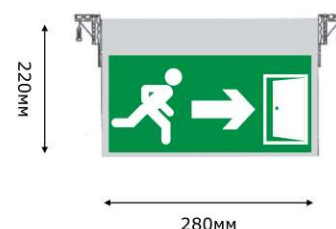
Description: Suspended emergency light with battery.

Technical details:

- Extruded aluminum frame.
- The material of the diffuser is glass.
- AC / DC operation mode.
- The lamp uses an LED ruler.
- Duration of a full charge of the battery: 12 hours.
- Duration of operation when the battery is fully charged: up to 4 hours.

Installation: On a wall, suspended.

Purpose: Administrative buildings, car parking, factories.



Name	Item Code	Wattage	Luminous flux
CU05-3 3W	191-03087	3 W	7lm

**DC-4 FERRERO-A 1 односторонний без наклейки**

Description: Suspended emergency light with battery.

Technical details:

- Extruded aluminum frame.
- The material of the diffuser is glass.
- AC / DC operation mode.
- The lamp uses an LED ruler.
- Duration of a full charge of the battery: 12 hours.
- Duration of operation when the battery is fully charged: up to 4 hours.

Installation: Suspended on the ceiling.

Purpose: Administrative buildings, car parking, factories.



Name	Item Code	Wattage	Luminous flux
DC-4 FERRERO-A1 EXIT	191-030200	3 W	7lm

**DC-4FERRERO-A1****Description:** Suspended emergency light with battery.**Technical details:**

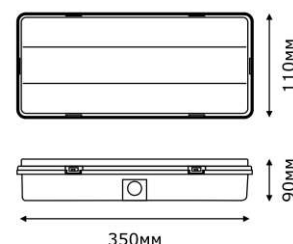
- Extruded aluminum frame.
- The material of the diffuser is glass.
- AC / DC operation mode.
- The lamp uses an LED ruler.
- Duration of a full charge of the battery: 12 hours.
- Duration of operation when the battery is fully charged: up to 4 hours.

Installation: On the wall.**Purpose:** Administrative buildings, car parking, factories.

Name	Item Code	Wattage	Luminous flux	kg
DC-4 FERRERO-A1 EXIT	191-15020	3 W	7lm	1.00
DC-4 FERRERO-A1 EXIT	191-03020	3 W	7lm	1.00

**EXIT 5730 Без наклейки****Description:** Suspended emergency light with battery.**Technical details:**

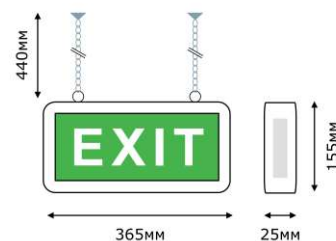
- Extruded aluminum frame.
- Transperent diffuser.
- AC / DC operation mode.
- The lamp uses an LED ruler.
- Duration of a full charge of the battery: 12 hours.
- Duration of operation when the battery is fully charged: up to 4 hours.

Installation: On the wall.**Purpose:** Administrative buildings, car parking, factories.

Name	Item Code	Wattage
5730 8W Без наклейки	191-030820	8 W

**DC-4 Ferrero-A2 EXIT двусторонний + наклейка «EXIT»****Description:** Suspended emergency light with battery.**Technical details:**

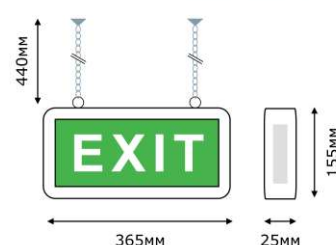
- Extruded aluminum frame.
- The material of the diffuser is glass.
- AC / DC operation mode.
- The lamp uses an LED ruler.
- Duration of a full charge of the battery: 12 hours.
- Duration of operation when the battery is fully charged: up to 4 hours.

Installation: Suspended on the ceiling.**Purpose:** Administrative buildings, car parking, factories.

Name	Item Code	Wattage	Luminous flux	kg
DC-4 FERRERO-A2 EXIT	191-15021	3 W	7lm	1.00
DC-4 FERRERO-A2 EXIT	191-03021	3 W	7lm	1.00
Цепь для EXIT	191-150210			

**Lt4360 двусторонний + наклейка «EXIT»****Description:** Suspended emergency light with battery.**Technical details:**

- Extruded aluminum frame.
- The material of the diffuser is glass.
- AC / DC operation mode.
- The lamp uses an LED ruler.
- Duration of a full charge of the battery: 12 hours.
- Duration of operation when the battery is fully charged: up to 4 hours.

Installation: Suspended on the ceiling.**Purpose:** Administrative buildings, car parking, factories.

Name	Item Code	Wattage	Luminous flux	kg
LT4360	191-030212	0.3 W	7lm	1.00
Цепь для LT4360	191-150210	0.3 W	7lm	1.00



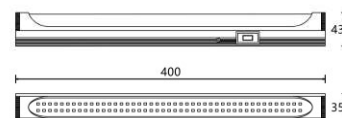
LED Slim charge -90

Description:
LED overhead emergency light.

Technical details:
 - Operating mode: DC.
 - Rechargeable 4V / 4Ah battery.
 - Duration of work: more than 4 hours at maximum brightness, more than 8 hours in saving mode.
 - The lamp is charging from the mains.

Installation:
On the ceiling or wall.

Purpose:
Administrative buildings, shopping centers, car parking, factories.



Name	Item Code	Wattage	Luminous flux	kg
LED SLIM CHARGE-90	192-151050	6 W	240-300lm	0.23
LED SLIM CHARGE-90	192-031050	7 W	580lm	0.23



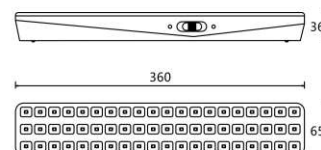
LED Spark-60

Description:
LED overhead emergency light.

Technical details:
 - Operating mode: DC.
 - Rechargeable 4V / 4Ah battery.
 - Duration of work: more than 4 hours at maximum brightness, more than 8 hours in saving mode.
 - The lamp is charging from the mains.

Installation:
Using the handle, the lamp can be used as portable flashlight. Mounting rails are also available. lamp to the wall.

Purpose:
Back-up, camping lighting, at home.



Name	Item Code	Wattage	Luminous flux	kg
LED SLIM SPARK-60	192-031100	4 W	280lm	3



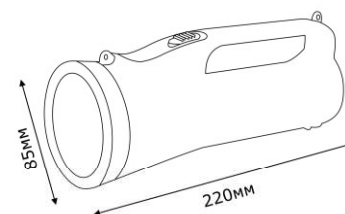
LED Flash 1w

Description: Portable LED Emergency Light lighting with battery.

Technical details:
 - The lamp has two light zones.
 - Operating mode: DC.
 - The lamp uses LEDs.
 - Rechargeable battery Lead acid 4V 3Ah.
 - Duration of work 4-5 hours.
 - Charges with the plug built into the lamp housing.

Installation: Portable.

Purpose: Backup, camp lighting.



Name	Item Code	Wattage	Luminous flux	kg
LED FLASH 1w	192-031200	1 W		3



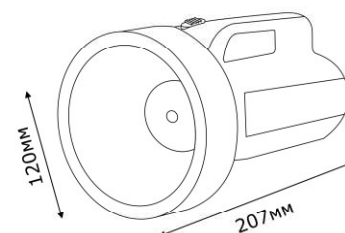
LED Flash 3w

Description: Portable LED Emergency Light lighting with battery.

Technical details:
 - The lamp has two light zones.
 - Operating mode: DC.
 - The lamp uses LEDs.
 - Rechargeable battery Lead acid 4V 3Ah.
 - Duration of work 4-5 hours.
 - Charges with the plug built into the lamp housing.

Installation: Portable.

Purpose: Backup, camp lighting.



Name	Item Code	Wattage	Luminous flux	kg
LED FLASH 3w	192-031250	3 W	210lm	4,10



LED TLEU4 WHITE

Description: Suspended emergency light with battery.

Technical details:

- Extruded aluminum frame.
- The material of the diffuser is glass.
- AC / DC operation mode.
- The lamp uses an LED ruler.
- Duration of a full charge of the battery: 12 hours.
- Duration of operation when the battery is fully charged: up to 4 hours.

Installation: Suspended on the ceiling.

Purpose: Administrative buildings, car parking, factories.



Name	Item Code	Wattage	Voltage	Color temperature
LED TLEU4 WHITE	191-03102	2 W	120/277V	6500K

LED TLEU9 WHITE

Description: Suspended emergency light with battery.

Technical details:

- Extruded aluminum frame.
- The material of the diffuser is glass.
- AC / DC operation mode.
- The lamp uses an LED ruler.
- Duration of a full charge of the battery: 12 hours.
- Duration of operation when the battery is fully charged: up to 4 hours.

Installation: Suspended on the ceiling.

Purpose: Administrative buildings, car parking, factories.



Name	Item Code	Wattage	Voltage	Color temperature
LED TLEU9 WHITE	191-03104	2.4 W	120/277V	6500K

LED TLJEE-5 WHITE

Description: Suspended emergency light with battery.

Technical details:

- Extruded aluminum frame.
- The material of the diffuser is glass.
- AC / DC operation mode.
- The lamp uses an LED ruler.
- Duration of a full charge of the battery: 12 hours.
- Duration of operation when the battery is fully charged: up to 4 hours.

Installation: Suspended on the ceiling.

Purpose: Administrative buildings, car parking, factories.



Name	Item Code	Wattage	Voltage	Battery capacity
LED TLJEE-5 WHITE	191-03106	1.8 W	120/277V	1000 mah

LED TLJLE-6

Description: Suspended emergency light with battery.

Technical details:

- Extruded aluminum frame.
- The material of the diffuser is glass.
- AC / DC operation mode.
- The lamp uses an LED ruler.
- Duration of a full charge of the battery: 12 hours.
- Duration of operation when the battery is fully charged: up to 4 hours.

Installation: Suspended on the ceiling.

Purpose: Administrative buildings, car parking, factories.



Name	Item Code	Wattage	Voltage	Battery capacity
LED TLJLE-6 WHITE	191-03108	4.2 W	120/277V	600 mah

LED TLJLE-7

Description: Suspended emergency light with battery.

Technical details:

- Extruded aluminum frame.
- The material of the diffuser is glass.
- AC / DC operation mode.
- The lamp uses an LED ruler.
- Duration of a full charge of the battery: 12 hours.
- Duration of operation when the battery is fully charged: up to 4 hours.

Installation: Suspended on the ceiling.

Purpose: Administrative buildings, car parking, factories.



Name	Item Code	Wattage	Voltage
LED TLJLE-7 WHITE	191-03110	12 W	120/277V